

# Debian Packaging Tutorial

Lucas Nussbaum  
lucas@debian.org

version 0.1 - 2011-05-25



# About this tutorial

- ▶ Goal: **tell you what you really need to know about Debian packaging**
  - ▶ Modify existing packages
  - ▶ Create your own packages
  - ▶ Interact with the Debian community
  - ▶ Become a Debian power-user
- ▶ Covers the most important points, but is not complete
  - ▶ You will need to read more documentation
- ▶ Most of the content also applies to Debian derivatives distributions
  - ▶ That includes Ubuntu



# Outline

- 1 Introduction
- 2 Creating source packages
- 3 Building and testing packages
- 4 Practical session 1: modifying the grep package
- 5 Advanced packaging topics
- 6 Maintaining packages in Debian
- 7 Conclusion
- 8 Practical session 2: packaging GNUjump
- 9 Practical session 3: packaging a Java library



# Outline

- 1 Introduction
- 2 Creating source packages
- 3 Building and testing packages
- 4 Practical session 1: modifying the grep package
- 5 Advanced packaging topics
- 6 Maintaining packages in Debian
- 7 Conclusion
- 8 Practical session 2: packaging GNUjump
- 9 Practical session 3: packaging a Java library



# Debian

- ▶ **GNU/Linux distribution**
- ▶ 1st major distro developed “openly in the spirit of GNU”
- ▶ **Non-commercial**, built collaboratively by over 1,000 volunteers
- ▶ 3 main features:
  - ▶ **Quality** – culture of technical excellence  
*We release when it's ready*
  - ▶ **Freedom** – devs and users bound by the *Social Contract*  
Promoting the culture of Free Software since 1993
  - ▶ **Independence** – no (single) company babysitting Debian  
And open decision-making process (*do-ocracy + democracy*)
- ▶ **Amateur** in the best sense: done for the love of it



# Debian packages

- ▶ **.deb** files (binary packages)
- ▶ A very powerful and convenient way to distribute software to users
- ▶ One of the two most common packages format (with RPM)
- ▶ Universal:
  - ▶ 30,000 binary packages in Debian  
→ most of the available free software is packaged in Debian!
  - ▶ For 12 ports (architectures), including 2 non-Linux (Hurd; KFreeBSD)
  - ▶ Also used by 120 Debian derivatives distributions



# The Deb package format

- ▶ .deb file: an ar archive

```
$ ar tv wget_1.12-2.1_i386.deb
rw-r--r-- 0/0          4 Sep  5 15:43 2010 debian-binary
rw-r--r-- 0/0       2403 Sep  5 15:43 2010 control.tar.gz
rw-r--r-- 0/0    751613 Sep  5 15:43 2010 data.tar.gz
```

- ▶ debian-binary: version of the deb file format, "2.0\n"
  - ▶ control.tar.gz: metadata about the package  
control, md5sums, (pre|post)(rm|inst), triggers, shlibs, ...
  - ▶ data.tar.gz: data files of the package
- ▶ You could create your .deb files manually  
[http://tldp.org/HOWTO/html\\_single/Debian-Binary-Package-Building-HOWTO/](http://tldp.org/HOWTO/html_single/Debian-Binary-Package-Building-HOWTO/)
- ▶ But most people don't do it that way

**This tutorial: create Debian packages, the Debian way**



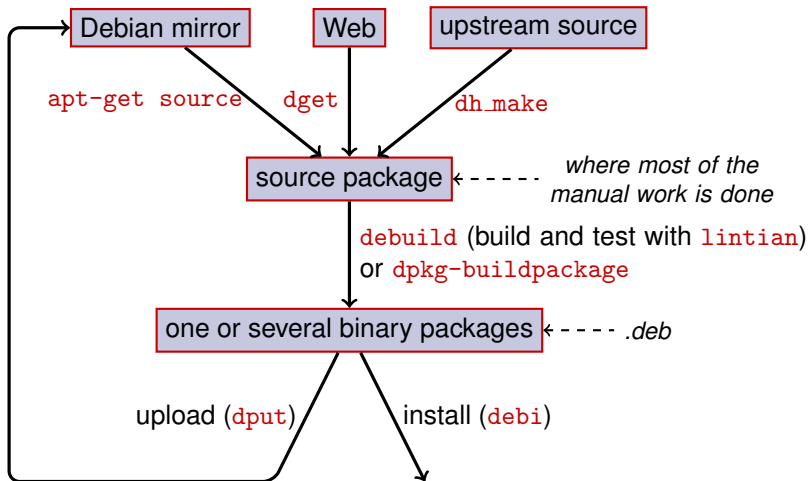
# Tools you will need

- ▶ A Debian (or Ubuntu) system (with root access)
- ▶ Some packages:
  - ▶ **build-essential**: has dependencies on the packages that will be assumed to be available on the developers' machine (no need to specify them in the `Build-Depends`: control field of your package)
    - ▶ includes a dependency on **dpkg-dev**, which contains basic Debian-specific tools to create packages
  - ▶ **devscripts**: contains many useful scripts for Debian maintainers

Many other tools will also be mentioned later, such as **debhelper**, **cdbs**, **quilt**, **pbuilder**, **sbuild**, **lintian**, **svn-buildpackage**, **git-buildpackage**, ...  
Install them when you need them.



# General packaging workflow



## Example: rebuilding dash

- 1 Install build-essential, devscripts and debhelper (needed to build dash)  
`apt-get install build-essential devscripts debhelper`
- 2 Create a working directory, and get in it:  
`mkdir /tmp/debian-tutorial ; cd /tmp/debian-tutorial`
- 3 Grab the dash source package  
`apt-get source dash`  
(This needs you to have `deb-src` lines in your `/etc/apt/sources.list`)
- 4 Build the package  
`cd dash-*`  
`debuild -us -uc`
- 5 Check that it worked
  - ▶ There are some new `.deb` files in the parent directory
- 6 Look at the `debian/` directory
  - ▶ That's where the packaging work is done



# Outline

- 1 Introduction
- 2 **Creating source packages**
- 3 Building and testing packages
- 4 Practical session 1: modifying the grep package
- 5 Advanced packaging topics
- 6 Maintaining packages in Debian
- 7 Conclusion
- 8 Practical session 2: packaging GNUjump
- 9 Practical session 3: packaging a Java library



# Source package

- ▶ One source package can generate several binary packages  
e.g the `libtar` source generates the `libtar0` and `libtar-dev` binary packages
- ▶ Two kinds of packages: (if unsure, use non-native)
  - ▶ Native packages: normally for Debian specific software (*dpkg*, *apt*)
  - ▶ Non-native packages: software developed outside Debian
- ▶ Main file: `.dsc` (meta-data)
- ▶ Other files depending on the version of the source format
  - ▶ 1.0 – native: `package_version.tar.gz`
  - ▶ 1.0 – non-native:
    - ▶ `pkg_ver.orig.tar.gz` : upstream source
    - ▶ `pkg_debver.diff.gz` : patch to add Debian-specific changes
  - ▶ 3.0 (quilt):
    - ▶ `pkg_ver.orig.tar.gz` : upstream source
    - ▶ `pkg_debver.debian.tar.gz` : tarball with the Debian changes

(See `dpkg-source(1)` for exact details)



## Source package example (wget\_1.12-2.1.dsc)

```
Format: 3.0 (quilt)
Source: wget
Binary: wget
Architecture: any
Version: 1.12-2.1
Maintainer: Noel Kothe <noel@debian.org>
Homepage: http://www.gnu.org/software/wget/
Standards-Version: 3.8.4
Build-Depends: debhelper (>> 5.0.0), gettext, texinfo,
  libssl-dev (>= 0.9.8), dpatch, info2man
Checksums-Sha1:
  50d4ed2441e67[..]1ee0e94248 2464747 wget_1.12.orig.tar.gz
  d4c1c8bbe431d[..]dd7cef3611 48308 wget_1.12-2.1.debian.tar.gz
Checksums-Sha256:
  7578ed0974e12[..]dcba65b572 2464747 wget_1.12.orig.tar.gz
  1e9b0c4c00eae[..]89c402ad78 48308 wget_1.12-2.1.debian.tar.gz
Files:
  141461b9c04e4[..]9d1f2abf83 2464747 wget_1.12.orig.tar.gz
  e93123c934e3c[..]2f380278c2 48308 wget_1.12-2.1.debian.tar.gz
```

# Retrieving an existing source package

- ▶ From the Debian archive:
  - ▶ `apt-get source package`
  - ▶ `apt-get source package=version`
  - ▶ `apt-get source package/release`(You need `deb-src` lines in `sources.list`)
  
- ▶ From the Internet:
  - ▶ `dget url-to.dsc`
  - ▶ `dget http://snapshot.debian.org/archive/debian-archive/20090802T004153Z/debian/dists/bo/main/source/web/wget_1.4.4-6.dsc`  
(`snapshot.d.o` provides all packages from Debian since 2005)
  
- ▶ From the (declared) version control system:
  - ▶ `debcheckout package`
  
- ▶ Once downloaded, extract with `dpkg-source -x file.dsc`



# Creating a basic source package

- ▶ Download the upstream source  
(*upstream source* = the one from the software's original developers)
- ▶ Rename to `<source_package>_<upstream_version>.orig.tar.gz`  
(example: `simgrid_3.6.orig.tar.gz`)
- ▶ Untar it
- ▶ `cd upstream_source && dh_make` (from the **dh-make** package)
- ▶ There are some alternatives to `dh_make` for specific sets of packages:  
**dh-make-perl**, **dh-make-php**, ...
- ▶ `debian/` directory created, with a lot of files in it



## Files in debian/

All the packaging work should be made by modifying files in `debian/`

- ▶ Main files:
  - ▶ **control** – meta-data about the package (dependencies, etc)
  - ▶ **rules** – specifies how to build the package
  - ▶ **copyright** – copyright information for the package
  - ▶ **changelog** – history of the Debian package
- ▶ Other files:
  - ▶ `compat`
  - ▶ `watch`
  - ▶ `dh_install*` targets
    - `*.dirs`, `*.docs`, `*.manpages`, ...
  - ▶ maintainer scripts
    - `*.postinst`, `*.prerm`, ...
  - ▶ `source/format`
  - ▶ `patches/` – if you need to modify the upstream sources
- ▶ Several files use a format based on RFC 822 (mail headers)



# debian/changelog

- ▶ Lists the Debian packaging changes
- ▶ Gives the current version of the package

1.2.1.1-5

Upstream Debian  
version revision

- ▶ Edited manually or with `dch`
- ▶ Special format to automatically close Debian or Ubuntu bugs  
Debian: Closes: #595268; Ubuntu: LP: #616929
- ▶ Installed as `/usr/share/doc/package/changelog.Debian.gz`

---

```
mpich2 (1.2.1.1-5) unstable; urgency=low
```

- \* Use `/usr/bin/python` instead of `/usr/bin/python2.5`. Allow to drop dependency on `python2.5`. Closes: #595268
- \* Make `/usr/bin/mpdroot` `setuid`. This is the default after the installation of `mpich2` from source, too. LP: #616929
- + Add corresponding lintian override.

```
-- Lucas Nussbaum <lucas@debian.org> Wed, 15 Sep 2010 18:13:44 +0200
```

# debian/control

- ▶ Package metadata
    - ▶ For the source package itself
    - ▶ For each binary package built from this source
  - ▶ Package name, section, priority, maintainer, uploaders, build-dependencies, dependencies, description, homepage, ...
  - ▶ Documentation: Debian Policy chapter 5  
<http://www.debian.org/doc/debian-policy/ch-controlfields.html>
- 

```
Source: wget
Section: web
Priority: important
Maintainer: Noel Kothe <noel@debian.org>
Build-Depends: debhelper (>> 5.0.0), gettext, texinfo,
  libssl-dev (>= 0.9.8), dpatch, info2man
Standards-Version: 3.8.4
Homepage: http://www.gnu.org/software/wget/
```

```
Package: wget
Architecture: any
Depends: ${shlibs:Depends}, ${misc:Depends}
Description: retrieves files from the web
  Wget is a network utility to retrieve files from the Web
```



# Architecture: all or any

Two kinds of binary packages:

- ▶ Packages with different contents on each Debian architecture
  - ▶ Example: C program
  - ▶ Architecture: `any` in `debian/control`
    - ▶ Or, if it only works on a subset of architectures:  
`Architecture: amd64 i386 ia64 hurd-i386`
  - ▶ `buildd.debian.org`: builds all the other architectures for you on upload
  - ▶ Named `package_version_architecture.deb`
- ▶ Packages with the same content on all architectures
  - ▶ Example: Perl library
  - ▶ Architecture: `all` in `debian/control`
  - ▶ Named `package_version_all.deb`

A source package can generate a mix of Architecture: `any` and Architecture: `all` binary packages



# debian/rules

- ▶ Makefile
- ▶ Interface used to build Debian packages
- ▶ Documented in Debian Policy, chapter 4.8  
<http://www.debian.org/doc/debian-policy/ch-source.html#s-debianrules>
- ▶ Five required targets:
  - ▶ build: should perform all the configuration and compilation
  - ▶ binary, binary-arch, binary-indep: build the binary packages
    - ▶ dpkg-buildpackage will call binary to build all the packages, or binary-arch to build only the Architecture: any packages
  - ▶ clean: clean up the source directory



# Packaging helpers – debhelper

- ▶ You could write shell code in `debian/rules` directly
  - ▶ See the `adduser` package for example
- ▶ Better practice (used by most packages): use a *Packaging helper*
- ▶ Most popular one: **debhelper** (used by 98% of packages)
- ▶ Goals:
  - ▶ Factor the common tasks in standard tools used by all packages
  - ▶ Fix some packaging bugs once for all packages

`dh_installdirs`, `dh_installchangelogs`, `dh_installdocs`, `dh_installexamples`, `dh_install`,  
`dh_installdebconf`, `dh_installinit`, `dh_link`, `dh_strip`, `dh_compress`, `dh_fixperms`, `dh_perl`,  
`dh_makeshlibs`, `dh_installdeb`, `dh_shlibdeps`, `dh_gencontrol`, `dh_md5sums`, `dh_builddeb`, ...

- ▶ Called from `debian/rules`
  - ▶ Configurable using command parameters or files in `debian/`  
`dirs`, `package.docs`, `package.examples`, `package.install`, `package.manpages`, ...
- ▶ Third-party helpers for sets of packages: **python-support**, **dh\_ocaml**, ...
- ▶ Gotcha: `debian/compat`: Debhelper compatibility version (use "7")



## debian/rules using debhelper (1/2)

```
#!/usr/bin/make -f

# Uncomment this to turn on verbose mode.
#export DH_VERBOSE=1

build:
    $(MAKE)
    #docbook-to-man debian/packagename.sgml > packagename.1

clean:
    dh_testdir
    dh_testroot
    rm -f build-stamp configure-stamp
    $(MAKE) clean
    dh_clean

install: build
    dh_testdir
    dh_testroot
    dh_clean -k
    dh_installdirs
    # Add here commands to install the package into debian/package
    $(MAKE) DESTDIR=$(CURDIR)/debian/packagename install
```

## debian/rules using debhelper (2/2)

```
# Build architecture-independent files here.  
binary-indep: build install
```

```
# Build architecture-dependent files here.
```

```
binary-arch: build install  
    dh_testdir  
    dh_testroot  
    dh_installchangelogs  
    dh_installdocs  
    dh_installexamples  
    dh_install  
    dh_installman  
    dh_link  
    dh_strip  
    dh_compress  
    dh_fixperms  
    dh_installdeb  
    dh_shlibdeps  
    dh_gencontrol  
    dh_md5sums  
    dh_builddeb
```

```
binary: binary-indep binary-arch
```

```
.PHONY: build clean binary-indep binary-arch binary install configure
```



# CDBS

- ▶ With debhelper, still a lot of redundancy between packages
- ▶ Second-level helpers that factor common functionality
  - ▶ Building with `./configure && make && make install` or CMake
  - ▶ Support for Perl, Python, Ruby, GNOME, KDE, Java, Haskell, ...
- ▶ CDBS:
  - ▶ Introduced in 2005, based on advanced *GNU make* magic
  - ▶ Documentation: `/usr/share/doc/cdbbs/`
  - ▶ But some people hate it:
    - ▶ Sometimes difficult to customize package builds:  
    *"twisty maze of makefiles and environment variables"*
    - ▶ Slower than plain debhelper (many useless calls to `dh_*`)

---

```
#!/usr/bin/make -f
include /usr/share/cdbbs/1/rules/debhelper.mk
include /usr/share/cdbbs/1/class/autotools.mk
```

```
# add an action after the build
build/mypackage::
    /bin/bash debian/scripts/foo.sh
```



# Dh (aka Debhelper 7, or dh7)

- ▶ Introduced in 2008 as a *CDBS killer*
- ▶ **dh** command that calls `dh_*`
- ▶ Simple *debian/rules*, listing only overrides
- ▶ Easier to customize than CDBS
- ▶ Doc: manpages (`debhelper(7)`, `dh(1)`) + slides from DebConf9 talk  
<http://kitenet.net/~joey/talks/debhelper/debhelper-slides.pdf>

---

```
#!/usr/bin/make -f
%:
    dh $@

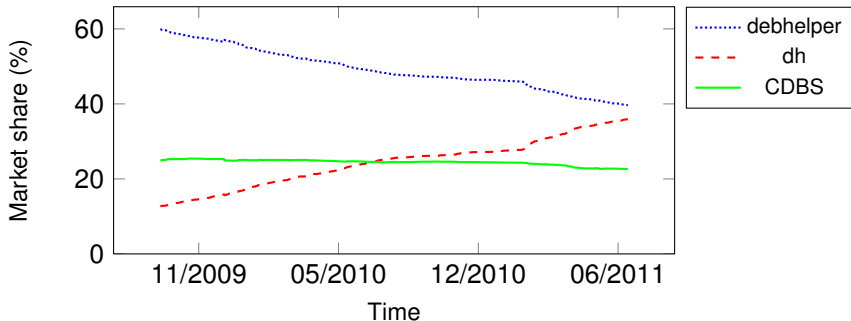
override_dh_auto_configure:
    dh_auto_configure -- --with-kitchen-sink

override_dh_auto_build:
    make world
```



# Classic debhelper vs CDBS vs dh

- ▶ Mind shares:  
Classic debhelper: 41%   CDBS: 23%   dh: 34%
- ▶ Which one should I learn?
  - ▶ Probably a bit of all of them
  - ▶ You need to know debhelper to use dh and CDBS
  - ▶ You might have to modify CDBS packages
- ▶ Which one should I use for a new package?
  - ▶ **dh** (only solution with an increasing mind share)



# Outline

- 1 Introduction
- 2 Creating source packages
- 3 Building and testing packages**
- 4 Practical session 1: modifying the grep package
- 5 Advanced packaging topics
- 6 Maintaining packages in Debian
- 7 Conclusion
- 8 Practical session 2: packaging GNUjump
- 9 Practical session 3: packaging a Java library



# Building packages

- ▶ `apt-get build-dep mypackage`  
Installs the *build-dependencies* (for a package in the archive)
- ▶ `debuild`: build, test with `lintian`, sign with GPG
- ▶ Also possible to call `dpkg-buildpackage` directly
  - ▶ Usually with `dpkg-buildpackage -us -uc`
- ▶ It is better to build packages in a clean & minimal environment
  - ▶ `pbuilder` – helper to build packages in a *chroot*  
Good documentation: <https://wiki.ubuntu.com/PbuilderHowto>  
(optimization: `cowbuilder ccache distcc`)
  - ▶ `schroot` and `sbuild`: used on the Debian build daemons  
(not as simple as `pbuilder`, but allows LVM snapshots  
see: <https://help.ubuntu.com/community/SbuildLVMHowto> )
- ▶ Generate `.deb` files and a `.changes` file
  - ▶ `.changes`: describes what was built; used to upload the package



# Installing and testing packages

- ▶ Install the package locally: `debi` (will use `.changes` to know what to install)
- ▶ List the content of the package: `debc .. /mypackage<TAB>.changes`
- ▶ Compare the package with a previous version:  
`debdiff ../mypackage_1_*.changes ../mypackage_2_*.changes`  
or to compare the sources:  
`debdiff ../mypackage_1_*.dsc ../mypackage_2_*.dsc`
- ▶ Check the package with `lintian` (static analyzer):  
`lintian .. /mypackage<TAB>.changes`  
`lintian -i`: gives more information about the errors
- ▶ Upload the package to Debian (`dput`) (needs configuration)
- ▶ Manage a private Debian archive with `reprepro`  
Documentation: <http://mirrorer.alioth.debian.org/>



# Outline

- 1 Introduction
- 2 Creating source packages
- 3 Building and testing packages
- 4 Practical session 1: modifying the grep package**
- 5 Advanced packaging topics
- 6 Maintaining packages in Debian
- 7 Conclusion
- 8 Practical session 2: packaging GNUjump
- 9 Practical session 3: packaging a Java library



# Practical session 1: modifying the grep package

---

- 1 Go to <http://ftp.debian.org/debian/pool/main/g/grep/> and download version 2.6.3-3 of the package
- 2 Look at the files in `debian/`.
  - ▶ How many binary packages are generated by this source package?
  - ▶ Which packaging helper does this package use?
- 3 Build the package
- 4 We are now going to modify the package. Add a changelog entry and increase the version number.
- 5 Now disable perl-regexp support (it is a `./configure` option)
- 6 Rebuild the package
- 7 Compare the original and the new package with `debdiff`
- 8 Install the newly built package
- 9 Cry if you messed up ;)



# Outline

- 1 Introduction
- 2 Creating source packages
- 3 Building and testing packages
- 4 Practical session 1: modifying the grep package
- 5 Advanced packaging topics**
- 6 Maintaining packages in Debian
- 7 Conclusion
- 8 Practical session 2: packaging GNUjump
- 9 Practical session 3: packaging a Java library



# debian/copyright

- ▶ Copyright and license information for the source and the packaging
- ▶ Traditionally written as a text file
- ▶ New machine-readable format: <http://dep.debian.net/deps/dep5/>

---

```
Format: <VERSIONED_FORMAT_URL>
Upstream-Name: X Solitaire
Source: ftp://ftp.example.com/pub/games
```

```
Files: *
Copyright: Copyright 1998 John Doe <jdoe@example.com>
License: GPL-2+
  This program is free software; you can redistribute it
  [...]
  .
  On Debian systems, the full text of the GNU General Public
  License version 2 can be found in the file
  '/usr/share/common-licenses/GPL-2'.
```

```
Files: debian/*
Copyright: Copyright 1998 Jane Smith <jsmith@example.net>
License:
  [LICENSE TEXT]
```



# Modifying the upstream source

Often needed:

- ▶ Fix bugs or add customizations that are specific to Debian
- ▶ Backport fixes from a newer upstream release

Several methods to do it:

- ▶ Modifying the files directly
  - ▶ Simple
  - ▶ But no way to track and document the changes
- ▶ Using patch systems
  - ▶ Eases contributing your changes to upstream
  - ▶ Helps sharing the fixes with derivatives
  - ▶ Gives more exposure to the changes

<http://patch-tracker.debian.org/>



# Patch systems

- ▶ Principle: changes are stored as patches in `debian/patches/`
- ▶ Applied and unapplied during build
- ▶ Past: several implementations – *simple-patchsys* (*cdb*s), *dpatch*, **quilt**
  - ▶ Each supports two `debian/rules` targets:
    - ▶ `debian/rules patch`: apply all patches
    - ▶ `debian/rules unpatch`: de-apply all patches
  - ▶ More documentation: <http://wiki.debian.org/debian/patches>
- ▶ **New source package format with built-in patch system: 3.0 (quilt)**
  - ▶ Recommended solution
  - ▶ You need to learn *quilt*  
<http://pkg-perl.alioth.debian.org/howto/quilt.html>



# Documentation of patches

- ▶ Standard headers at the beginning of the patch
- ▶ Documented in DEP-3 - Patch Tagging Guidelines  
<http://dep.debian.net/deps/dep3/>
- ▶ All patches are published on <http://patch-tracker.debian.org/>

---

```
Description: Fix widget frobnication speeds
Frobnicating widgets too quickly tended to cause explosions.
Forwarded: http://lists.example.com/2010/03/1234.html
Author: John Doe <johndoe-guest@users.alioth.debian.org>
Applied-Upstream: 1.2, http://bzd.foo.com/frobnicator/revision/123
Last-Update: 2010-03-29
```

```
--- a/src/widgets.c
+++ b/src/widgets.c
@@ -101,9 +101,6 @@ struct {
```



# Doing things during installation and removal

- ▶ Decompressing the package is sometimes not enough
- ▶ Create/remove system users, start/stop services, manage *alternatives*
- ▶ Done in *maintainer scripts*  
preinst, postinst, prerm, postrm
  - ▶ Snippets for common actions can be generated by debhelper
- ▶ Documentation:
  - ▶ Debian Policy Manual, chapter 6  
<http://www.debian.org/doc/debian-policy/ch-maintainerscripts.html>
  - ▶ Debian Developer's Reference, chapter 6.4  
<http://www.debian.org/doc/developers-reference/best-pkging-practices.html>
  - ▶ <http://people.debian.org/~srivasta/MaintainerScripts.html>
- ▶ Prompting the user
  - ▶ Must be done with **debconf**
  - ▶ Documentation: `debconf-devel(7)` (`debconf-doc` package)



# Monitoring upstream versions

- ▶ Specify where to look in `debian/watch` (see `uscan(1)`)

```
version=3
```

```
http://tmrc.mit.edu/mirror/twisted/Twisted/(\d\.\d)/ \
Twisted-([\d\.]*)\.tar\.bz2
```

- ▶ Debian infrastructure that makes use of `debian/watch`:

## **Debian External Health Status**

<http://dehs.alioth.debian.org/>

- ▶ Maintainer warned by emails sent to the Package Tracking System

<http://packages.qa.debian.org/>

- ▶ `uscan`: run a manual check
- ▶ `uupdate`: try to update your package to the latest upstream version



## Packaging with a VCS (SVN, Git, etc.)

- ▶ Several tools to help manage branches and tags for your packaging work:  
`svn-buildpackage`, `git-buildpackage`
- ▶ Example: `git-buildpackage`
  - ▶ `upstream` branch to track upstream with `upstream/version` tags
  - ▶ `master` branch tracks the Debian package
  - ▶ `debian/version` tags for each upload
  - ▶ `pristine-tar` branch to be able to rebuild the upstream tarball
- ▶ `Vcs-*` fields in `debian/control` to locate the repository
  - ▶ `http://wiki.debian.org/Alioth/Git`
  - ▶ `http://wiki.debian.org/Alioth/Svn`

`Vcs-Browser: http://git.debian.org/?p=devscripts/devscripts.git`

`Vcs-Git: git://git.debian.org/devscripts/devscripts.git`

`Vcs-Browser: http://svn.debian.org/viewsvn/pkg-perl/trunk/libwww-perl/`

`Vcs-Svn: svn://svn.debian.org/pkg-perl/trunk/libwww-perl`

- ▶ VCS-agnostic interface: `debcheckout`, `debcommit`, `debrelease`
  - ▶ `debcheckout grep` → checks out the source package from Git



# Outline

- 1 Introduction
- 2 Creating source packages
- 3 Building and testing packages
- 4 Practical session 1: modifying the grep package
- 5 Advanced packaging topics
- 6 Maintaining packages in Debian**
- 7 Conclusion
- 8 Practical session 2: packaging GNUjump
- 9 Practical session 3: packaging a Java library



# Several ways to contribute to Debian

---

- ▶ **Worst** way to contribute:
  - ❶ Package your own application
  - ❷ Get it into Debian
  - ❸ Disappear
- ▶ Adopt existing unmaintained packages (*orphaned packages*)
  - ▶ Many unmaintained packages in Debian
  - ▶ Including some that you use daily!
- ▶ Get involved in packaging teams
  - ▶ Many teams that focus on set of packages, and need help
  - ▶ List available at <http://wiki.debian.org/Teams>
  - ▶ An excellent way to learn from more experienced contributors
- ▶ Bring new software to Debian
  - ▶ Only if it's interesting/useful enough, please
  - ▶ Are there alternatives already packaged in Debian?



## More interested in Ubuntu?

- ▶ Ubuntu mainly manages the divergence with Debian
- ▶ No real focus on specific packages  
Instead, collaboration with Debian teams
- ▶ Usually recommend uploading new packages to Debian first  
`https://wiki.ubuntu.com/UbuntuDevelopment/NewPackages`
- ▶ Possibly a better plan:
  - ▶ Get involved in a Debian team and act as a bridge with Ubuntu
  - ▶ Help reduce divergence, triage bugs in Launchpad
  - ▶ Many Debian tools can help:
    - ▶ Ubuntu column on the Developer's packages overview
    - ▶ Ubuntu box on the Package Tracking System
    - ▶ Receive launchpad bugmail via the PTS



# Adopting orphaned packages

- ▶ Full list: <http://www.debian.org/devel/wnpp/>
- ▶ Installed on your machine: `wnpp-alert`
- ▶ Different states:
  - ▶ **Orphaned**: the package is unmaintained  
Feel free to adopt it
  - ▶ **RFA: Request For Adopter**  
Maintainer looking for adopter, but continues work in the meantime  
Feel free to adopt it. A mail to the current maintainer is polite
  - ▶ **ITA: Intent To Adopt**  
Someone intends to adopt the package  
You could propose your help!
  - ▶ **RFH: Request For Help**  
The maintainer is looking for help
- ▶ Some unmaintained packages not detected → not orphaned yet
- ▶ When in doubt, ask `debian-qa@lists.debian.org`  
or `#debian-qa` on `irc.debian.org`



# Getting your package in Debian

- ▶ You do not need any official status to get your package into Debian
  - ① Prepare a source package
  - ② Find a Debian Developer that will sponsor your package
- ▶ Official status (when you are already experienced):
  - ▶ **Debian Maintainer (DM):**  
Permission to upload your own packages  
See <http://wiki.debian.org/DebianMaintainer>
  - ▶ **Debian Developer (DD):**  
Debian project members; can vote and upload any package



# Where to find help?

Help you will need:

- ▶ Advice and answers to your questions, code reviews
- ▶ Sponsorship for your uploads, once your package is ready

You can get help from:

- ▶ Other members of a packaging team: the best solution
  - ▶ They know the specifics of your package
  - ▶ You can become a member of the team
  - ▶ See <http://wiki.debian.org/Teams>
- ▶ The Debian Mentors group (if your package doesn't fit in a team)
  - ▶ <http://wiki.debian.org/DebianMentorsFaq>
  - ▶ Mailing list: [debian-mentors@lists.debian.org](mailto:debian-mentors@lists.debian.org)  
(also a good way to learn by accident)
  - ▶ IRC: #debian-mentors on [irc.debian.org](http://irc.debian.org)
  - ▶ <http://mentors.debian.net/>



# Official documentation

- ▶ Debian Developers' Corner  
<http://www.debian.org/devel/>  
Links to many resources about Debian development
- ▶ Debian New Maintainers' Guide  
<http://www.debian.org/doc/maint-guide/>  
An introduction to Debian packaging, but could use an update
- ▶ Debian Developer's Reference  
<http://www.debian.org/doc/developers-reference/>  
Mostly about Debian procedures, but also some best packaging practices (part 6)
- ▶ Debian Policy  
<http://www.debian.org/doc/debian-policy/>
  - ▶ All the requirements that every package must satisfy
  - ▶ Specific policies for Perl, Java, Python, ...
- ▶ Ubuntu Packaging Guide  
<https://wiki.ubuntu.com/PackagingGuide>



# Debian dashboards for maintainers

- ▶ **Source package centric:** Package Tracking System (PTS)  
<http://packages.qa.debian.org/dpkg>
- ▶ **Maintainer/team centric:** Developer's Packages Overview (DDPO)  
[http://qa.debian.org/developer.php?login=](http://qa.debian.org/developer.php?login=pkg-ruby-extras-maintainers@lists.alioth.debian.org)  
[pkg-ruby-extras-maintainers@lists.alioth.debian.org](http://qa.debian.org/developer.php?login=pkg-ruby-extras-maintainers@lists.alioth.debian.org)



# Outline

- 1 Introduction
- 2 Creating source packages
- 3 Building and testing packages
- 4 Practical session 1: modifying the grep package
- 5 Advanced packaging topics
- 6 Maintaining packages in Debian
- 7 Conclusion**
- 8 Practical session 2: packaging GNUjump
- 9 Practical session 3: packaging a Java library



# Conclusion

- ▶ You now have a full overview of Debian packaging
- ▶ But you will need to read more documentation
- ▶ Best practices have evolved over the years
  - ▶ If not sure, use the **dh** packaging helper, and the **3.0 (quilt)** format
- ▶ Things that were not covered in this tutorial:
  - ▶ UCF – manage user changes to configuration files when upgrading
  - ▶ dpkg triggers – group similar maintainer scripts actions together
  - ▶ Debian development organization:
    - ▶ Bug Tracking System (BTS)
    - ▶ Suites: stable, testing, unstable, experimental, security, \*-updates, backports, . . .
    - ▶ Debian Blends – subsets of Debian targeting specific groups

Feedback: [lucas@debian.org](mailto:lucas@debian.org)



# Legal stuff

Copyright ©2011 Lucas Nussbaum – lucas@debian.org

**This document is free software:** you can redistribute it and/or modify it under either (at your option):

- ▶ The terms of the GNU General Public License as published by the Free Software Foundation, either version 3 of the License, or (at your option) any later version.  
<http://www.gnu.org/licenses/gpl.html>
- ▶ The terms of the Creative Commons Attribution-ShareAlike 3.0 Unported License.  
<http://creativecommons.org/licenses/by-sa/3.0/>



# Latest version & source code

- ▶ Latest version:

```
http://git.debian.org/?p=collab-maint/packaging-tutorial.git;a=blob_plain;f=packaging-tutorial.pdf;hb=refs/heads/pdf
```

- ▶ Contribute:

- ▶ git clone

```
git://git.debian.org/collab-maint/packaging-tutorial.git
```

- ▶ apt-get source packaging-tutorial

- ▶ <http://git.debian.org/?p=collab-maint/packaging-tutorial.git>

- ▶ Feedback: [lucas@debian.org](mailto:lucas@debian.org)



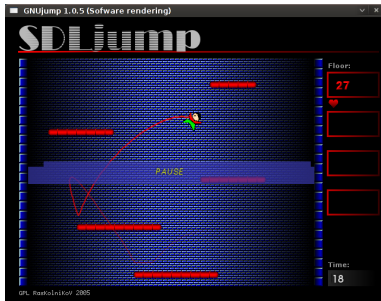
# Outline

- 1 Introduction
- 2 Creating source packages
- 3 Building and testing packages
- 4 Practical session 1: modifying the grep package
- 5 Advanced packaging topics
- 6 Maintaining packages in Debian
- 7 Conclusion
- 8 Practical session 2: packaging GNUjump**
- 9 Practical session 3: packaging a Java library



# Practical session 2: packaging GNUjump

- 1 Download GNUjump 1.0.6 from <http://ftp.gnu.org/gnu/gnujump/1.0.6/gnujump-1.0.6.tar.gz>
- 2 Create a Debian package for it
  - ▶ Install build-dependencies so that you can build the package
  - ▶ Get a basic working package
  - ▶ Finish filling `debian/control` and other files
- 3 Enjoy



# Outline

- 1 Introduction
- 2 Creating source packages
- 3 Building and testing packages
- 4 Practical session 1: modifying the grep package
- 5 Advanced packaging topics
- 6 Maintaining packages in Debian
- 7 Conclusion
- 8 Practical session 2: packaging GNUjump
- 9 Practical session 3: packaging a Java library



# Practical session 3: packaging a Java library

① Take a quick look at some documentation about Java packaging:

- ▶ <http://wiki.debian.org/Java>
- ▶ <http://wiki.debian.org/Java/Packaging>
- ▶ <http://www.debian.org/doc/packaging-manuals/java-policy/>
- ▶ <http://pkg-java.alioth.debian.org/docs/tutorial.html>
- ▶ Paper and slides from a Debconf10 talk about javahelper:  
<http://pkg-java.alioth.debian.org/docs/debconf10-javahelper-paper.pdf>  
<http://pkg-java.alioth.debian.org/docs/debconf10-javahelper-slides.pdf>

② Download IRCLib from <http://moepii.sourceforge.net/>

③ Package it

